



LABELS



While the simplified definition of a label is a piece that has adhesive, from there the ability to customize becomes almost limitless. A label consists of a substrate with an adhesive. Our substrates include a variety of papers and synthetics.

The adhesive (permanent, removable, a hybrid of the two, or any of a variety of special grades) is an important decision based on the uses/applications for the label. Other factors like environments (sunlight, humidity, moisture, heat, cold), chemicals and water, and outdoor or indoor use influence the adhesive choice as well.

Custom labels come in many sizes and shapes and can be entirely printed by Badger or imprinted at the end-user's facility using thermal, laser, inkjet, or dot-matrix methods. Badger also converts pressure sensitive materials for customers.

Common uses/applications for labels are product identification, mailing, shipping, safety/warning, inventory, proof of tampering, and quality control to name a few.

TYPES OF LABELS



SELF-SEALING LAMINATED LABELS feature a laminate that covers the face of the label to withstand harsh outdoor weather and chemicals, offer some UV protection, and tamper protection of information on the label.



IMPRINTABLE LABELS save money since select corporate information can be printed by Badger and then the end-user can imprint final information using a thermal, laser, inkjet, or dot-matrix printer.



UL LABELS Badger is an Underwriters Laboratories (UL) recognized printer. We are also part of UL's repackaging program.



SYNTHETIC LABELS have features making them ideal for demanding applications. Select synthetic stocks maintain their structural integrity while going through high heat conditions.



BLANK OR CUSTOM PRINTED We'll work with you to determine whether we should create a blank label you imprint or we custom print some or all the information on your label based on the applications/uses for the label.



TAMPER EVIDENT LABELS come in a variety of formats. Void pattern adhesive leaves the word "void" behind if the label is peeled away. With security slits or diecuts, a pattern or pieces remain and the label comes apart. Destructible material crumbles to shreds when an attempt is made to remove the label.



STOCK OPTIONS

Choose paper or synthetic stock; coated or uncoated to begin your label. Paper is generally best for indoor applications and synthetic for outdoor, high heat, or very demanding uses.

INK COLORS

Specify any Pantone® color(s). We can print from one to six spot colors or four-color process.

FINISHING OPTIONS

To complete your label add a perforation, lamination, numbers and/or barcodes.

CHECKLIST

To help you determine the details of your custom labels, we've developed this checklist.

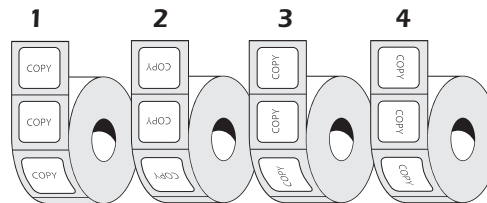
- Stock - paper or synthetic, color
- Number of ink colors
- Size/shape
- Quantity
- Type of adhesive
- Numbering, barcoding
- Format - die or butt cut roll, single with pull tab, single sheet, single with back split, fanfolded
- Unwind style - roll size, core size
- Special finishing - perforate, laminate, UV coat
- Artwork to be supplied

LABEL UNWIND STYLES

The direction labels will unwind from a roll is determined by the machine at the end-user facility. Badger can make a recommendation to best suit a situation.

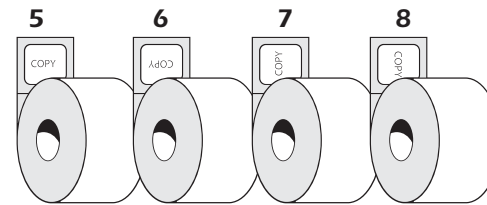
Labels wound on outside of roll

- 1 Top of copy dispenses first
- 2 Bottom of copy dispenses first
- 3 Right side of copy dispenses first
- 4 Left side of copy dispenses first



Labels wound on inside of roll

- 5 Top of copy dispenses first
- 6 Bottom of copy dispenses first
- 7 Right side of copy dispenses first
- 8 Left side of copy dispenses first




See us in action.

Take a **VIRTUAL TOUR**
View the labels printing video to get an inside look on how we work.



PO Box 306
Random Lake, WI 53075
920-994-4348 or 800-331-4863
Fax 920-994-2040
e-mail: sales@badgertag.com



To get started with an estimate, download a **LABEL QUOTE REQUEST FORM** on our web site

www.badgertag.com